



Smart & Fast Point of Sale Solution

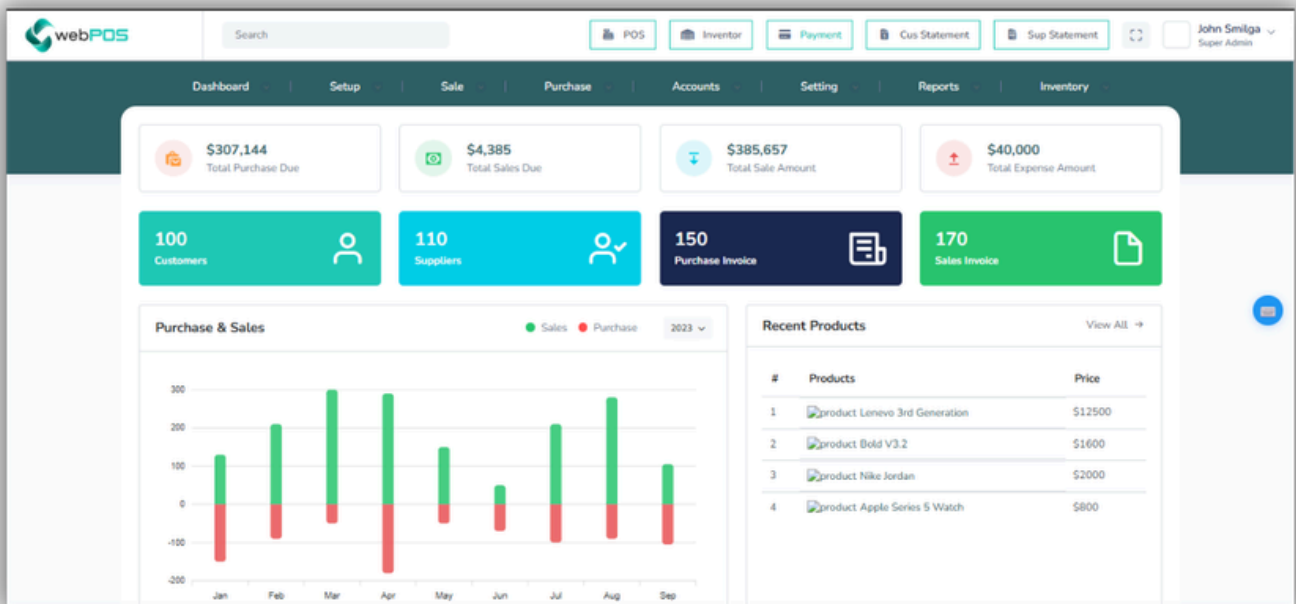
webPOS is a high-performance Point of Sale system tailored for modern retail and service businesses. It simplifies the transaction process, automates inventory tracking, and provides real-time financial transparency. Whether it's a single outlet or a multi-location chain, webPOS ensures that every sale is captured accurately and every stock movement is tracked precisely.



# 01. Dashboard

The webPOS Dashboard is the ultimate control center for business owners. It offers a live snapshot of daily sales, profit margins, and top-selling products. With visual graphs and summarized metrics, you can monitor your store's performance from anywhere at any time.

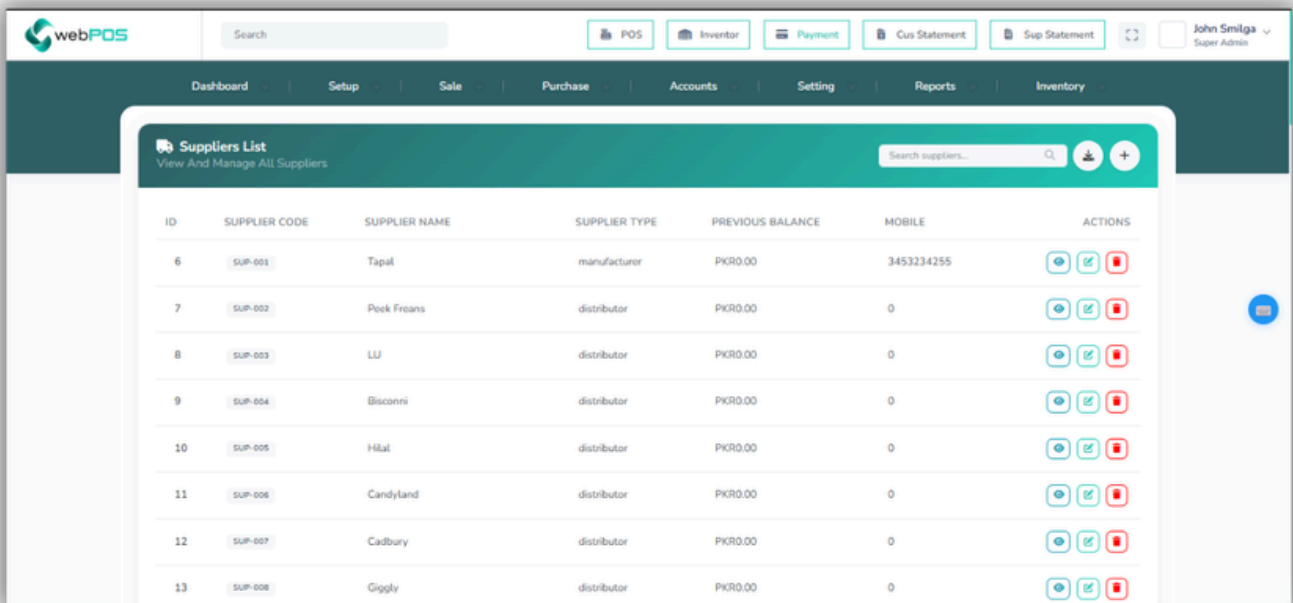
- Live sales tracking and daily summary.
- Visual performance analytics and charts.
- Quick view of low stock and critical alerts.



























## 02. Setup

The Setup module allows you to define the foundation of your POS system. From adding products and categories to configuring tax rates and measurement units, this module ensures that the system is perfectly tuned to your specific retail niche.

- Product, Category, and Brand management.
- Tax (GST/VAT) configuration.
- Units of Measure (UOM) and barcode setup.



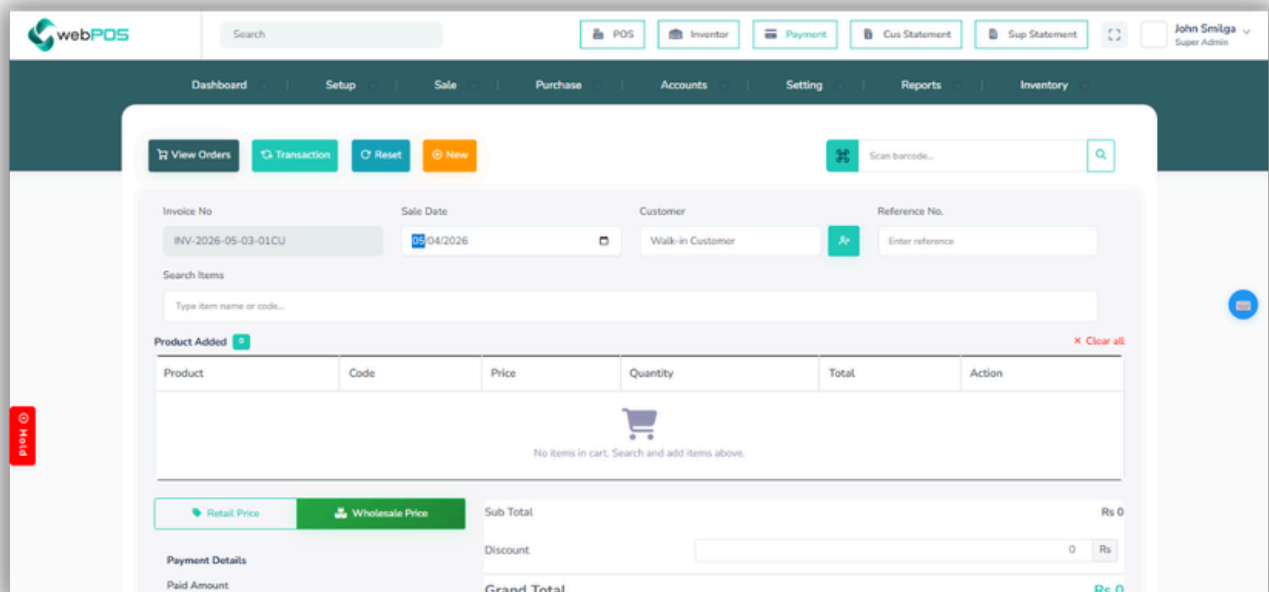
ID	SUPPLIER CODE	SUPPLIER NAME	SUPPLIER TYPE	PREVIOUS BALANCE	MOBILE	ACTIONS
6	SUP-001	Tapal	manufacturer	PKR0.00	3453234255	  
7	SUP-002	Peek Freans	distributor	PKR0.00	0	  
8	SUP-003	LU	distributor	PKR0.00	0	  
9	SUP-004	Biscoffi	distributor	PKR0.00	0	  
10	SUP-005	H&M	distributor	PKR0.00	0	  
11	SUP-006	Candyland	distributor	PKR0.00	0	  
12	SUP-007	Cadbury	distributor	PKR0.00	0	  
13	SUP-008	Giggly	distributor	PKR0.00	0	  



## 03. Sale

The Sale module is where the action happens. It is designed for speed and ease of use, allowing cashiers to process transactions quickly with barcode scanning and flexible payment options. It handles discounts, returns, and billing with professional invoice generation.

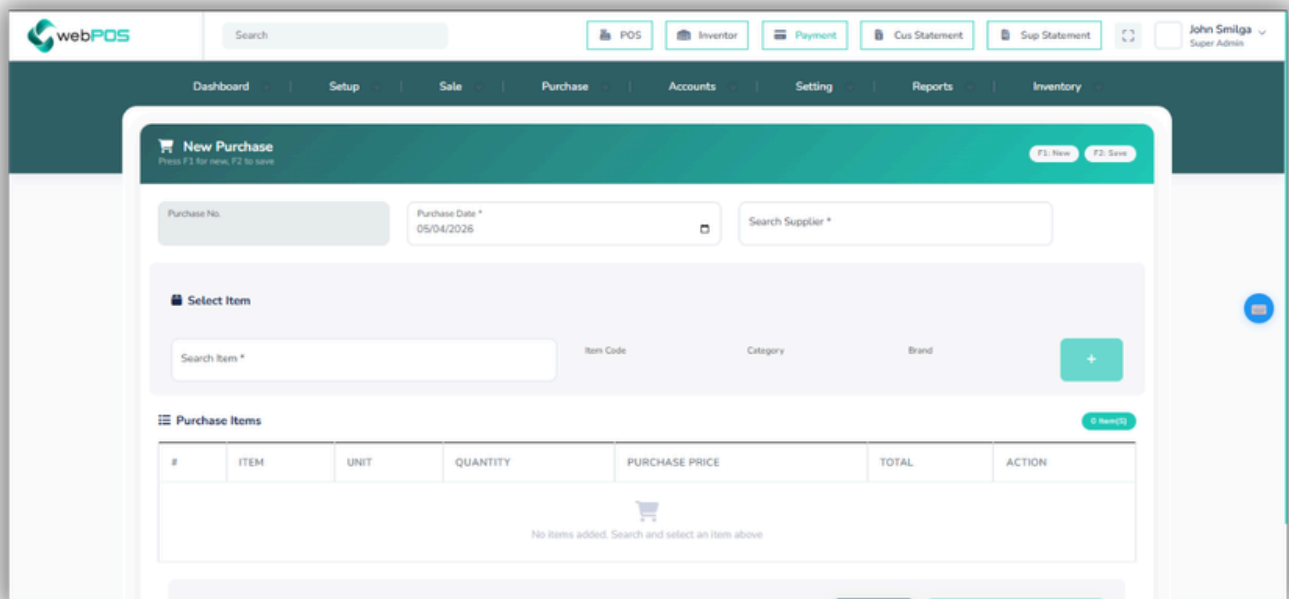
- High-speed billing interface with barcode support.
- Flexible payment modes (Cash, Card, Digital Wallets).
- Sales returns and credit note management.



## 04. Purchase

Effective inventory starts with smart purchasing. This module manages the procurement of stock from suppliers. It tracks purchase orders, manages costs, and automatically updates stock levels upon receipt of goods, ensuring your shelves are never empty.

- Purchase order and invoice management.
- Supplier ledger and payment tracking.
- Automatic stock increment on purchase entry.



The screenshot shows the 'New Purchase' interface in the webPOS system. The top navigation bar includes 'POS', 'Inventory', 'Payment', 'Cus Statement', and 'Sup Statement'. The main menu has 'Purchase' selected. The form contains the following elements:

- Form Fields:** Purchase No., Purchase Date\* (05/04/2026), and Search Supplier\*.
- Select Item Section:** Search Item\* input field, and columns for Item Code, Category, and Brand.
- Purchase Items Table:** A table with columns: #, ITEM, UNIT, QUANTITY, PURCHASE PRICE, TOTAL, ACTION. The table is currently empty.

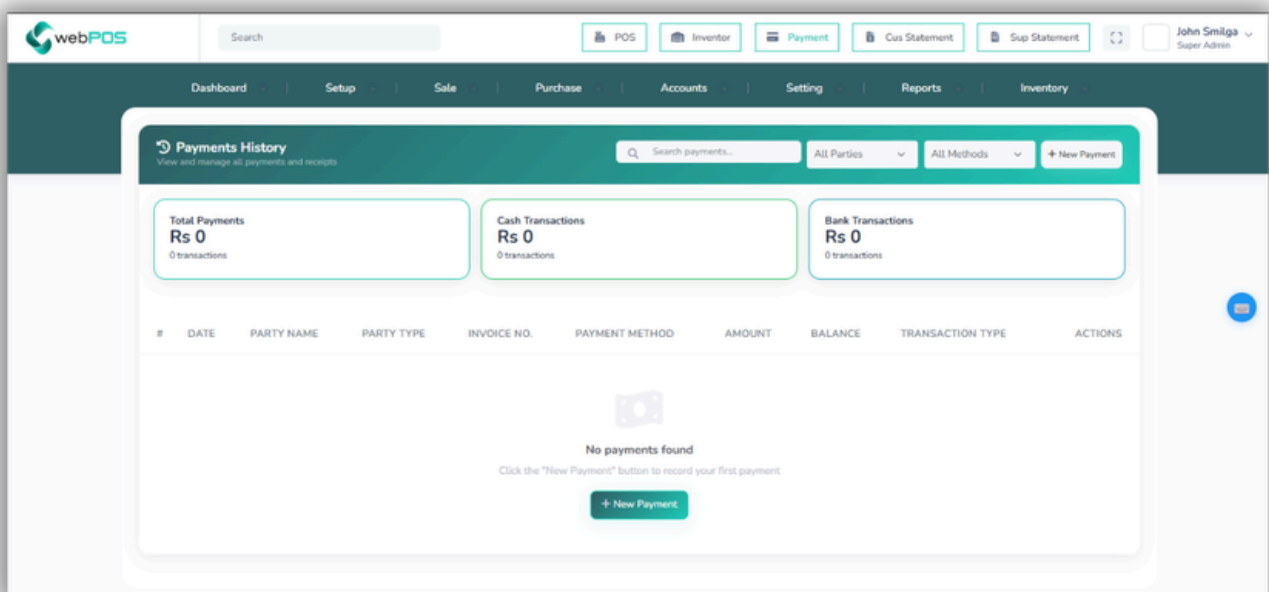
No items added. Search and select an item above



## 05. Accounts

The Accounts module handles the financial side of your retail operations. It tracks all income and expenses, manages bank accounts, and provides a clear picture of your cash flow. It ensures that your books are always balanced and ready for review.

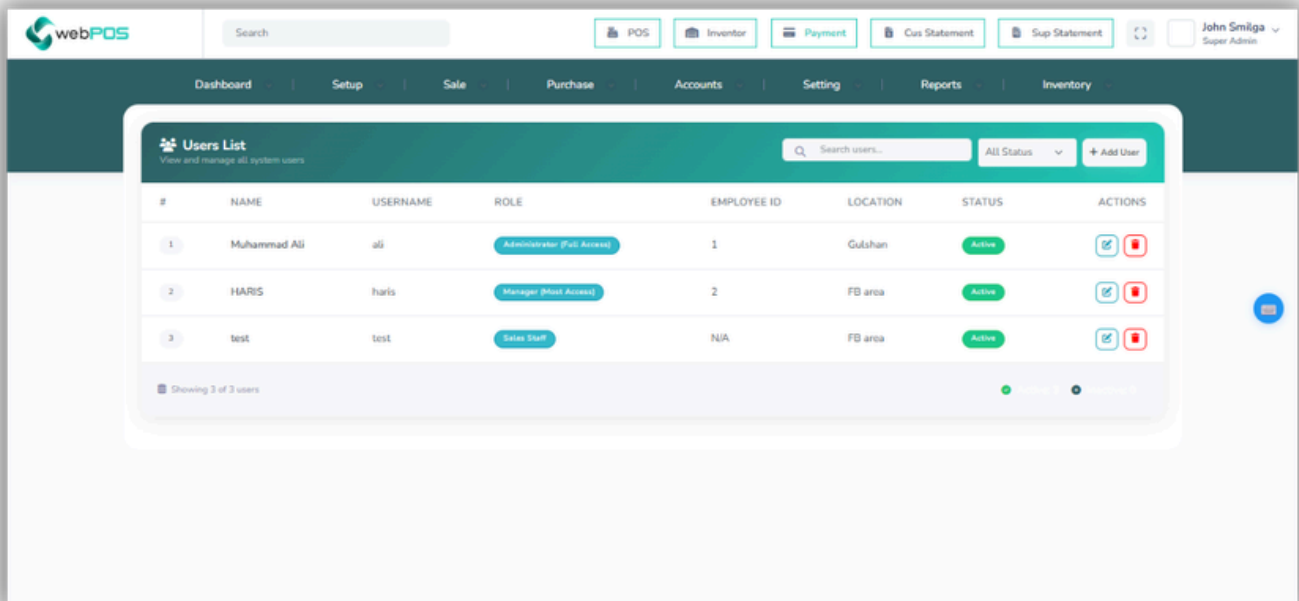
- Cash and Bank account management.
- Expense tracking and categorization.
- Profit & Loss and Balance Sheet generation.



## 06. Setting

Customize webPOS to fit your business's unique workflow. The Setting module manages system-level configurations, user permissions, print formats, and store-specific details, ensuring that the software remains secure and personalized.

- User role management and access control.
- Invoice and receipt print format customization.
- General system preferences and security settings.



# 07. Reports

Make data-driven decisions with comprehensive reporting. This module offers detailed insights into every area of your business—from sales and inventory to employee performance. Export reports to various formats for external sharing and analysis.

- Detailed Sales, Purchase, and Profit reports.
- Inventory movement and stock valuation.
- Customizable filters for daily, monthly, or yearly data.

	Jan 2023	Feb 2023	Mar 2023	Apr 2023	May 2023	Jun 2023
<b>Income</b>						
Sales	\$4,02,124.00	\$3,05,178.00	\$5,61,639.00	\$2,46,123.00	\$2,16,836.00	\$3,40,472.00
Service	\$2,12,464.00	\$1,04,627.00	\$3,47,273.00	\$3,51,749.00	\$2,62,743.00	\$2,71,837.00
Purchase Return	\$3,06,396.00	\$2,61,738.00	\$2,82,463.00	\$2,45,280.00	\$2,16,383.00	\$2,73,843.00
<b>Gross Profit</b>	<b>\$1,45,547.00</b>	<b>\$2,62,813.00</b>	<b>\$2,74,832.00</b>	<b>\$2,52,725.00</b>	<b>\$2,57,248.00</b>	<b>\$2,94,270.00</b>
<b>Expenses</b>						
Sales	\$4,02,124.00	\$3,05,178.00	\$5,61,639.00	\$2,46,123.00	\$2,16,836.00	\$3,40,472.00
Purchase	\$1,45,547.00	\$2,62,813.00	\$2,74,832.00	\$2,52,725.00	\$2,57,248.00	\$2,94,270.00
Sales Return	\$4,02,124.00	\$3,05,178.00	\$5,61,639.00	\$2,46,123.00	\$2,16,836.00	\$3,40,472.00
<b>Total Expense</b>	<b>\$2,58,136.00</b>	<b>\$1,38,471.00</b>	<b>\$2,61,682.00</b>	<b>\$2,16,747.00</b>	<b>\$2,79,328.00</b>	<b>\$2,94,840.00</b>



## 08. Inventory

Total control over your warehouse and store stock. The Inventory module tracks every item's movement, manages stock adjustments, and alerts you when stock levels are low. It minimizes wastage and ensures that your capital is efficiently utilized.

- Real-time stock tracking across multiple locations.
- Stock adjustment and physical audit tools.
- Expiring item alerts and low-stock notifications.

The screenshot displays the 'Open Stock Management' interface in the webPOS system. At the top, there is a search bar and navigation tabs for POS, Inventor, Payment, Cus Statement, and Sup Statement. The user profile 'John Smilga Super Admin' is visible in the top right. The main content area is titled 'Open Stock Management' and includes a 'Refresh' and 'Export' button. Below this, there are two dropdown menus for 'Select Category' (Soft Drink) and 'Select Sub Category' (Sprite), followed by a 'Load Items' button. A 'Bulk Edit Mode' toggle is present. The 'Items List' section shows a table with 5 items, and a 'Save All Changes' button is located to the right of the table. The table has the following columns: #, ITEM NAME, CATEGORY, PURCHASE PRICE, WHOLESALE PRICE, RETAIL PRICE, DISCOUNT, DISCOUNT DATES, STOCK ALERT, and ACTION. The first row shows 'Sprite 2.25L' with a purchase price of Rs. 0, a wholesale price of Rs. 1200, and a retail price of Rs. 250.

#	ITEM NAME	CATEGORY	PURCHASE PRICE	WHOLESALE PRICE	RETAIL PRICE	DISCOUNT	DISCOUNT DATES	STOCK ALERT	ACTION
1	Sprite 2.25L 11:06 1902592201457	Soft Drink Sprite	Rs. 0	Rs. 1200	Rs. 250	0	mm/dd/yyyy mm/dd/yyyy	10	Help Save



## Conclusion & Future Readiness

webPOS is more than just a billing tool; it's a comprehensive growth partner for retail businesses. By automating the front-end sales and the back-end inventory and accounts, it allows business owners to focus on expansion rather than manual record-keeping. Designed with speed, security, and scalability in mind, webPOS ensures that as your business grows, your operational efficiency remains top-notch. Experience the power of modern retail with webPOS and stay ahead in a competitive market.